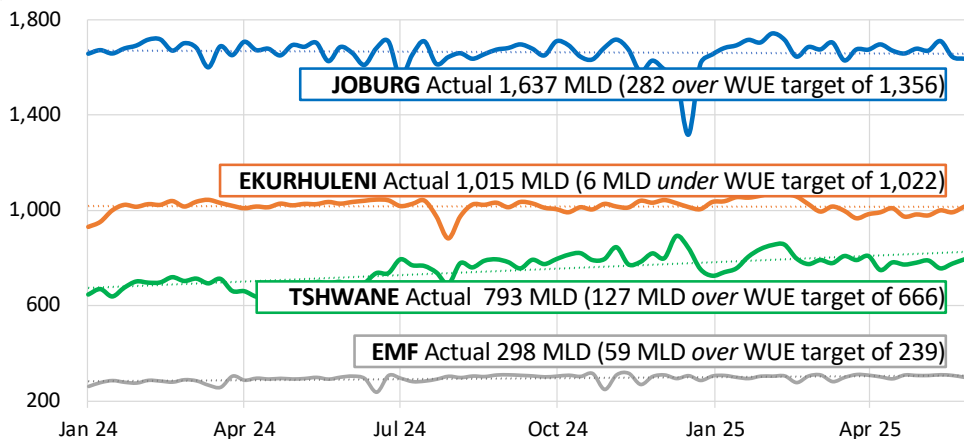


# WEEKLY UPDATE: GAUTENG WATER SECURITY DASHBOARD

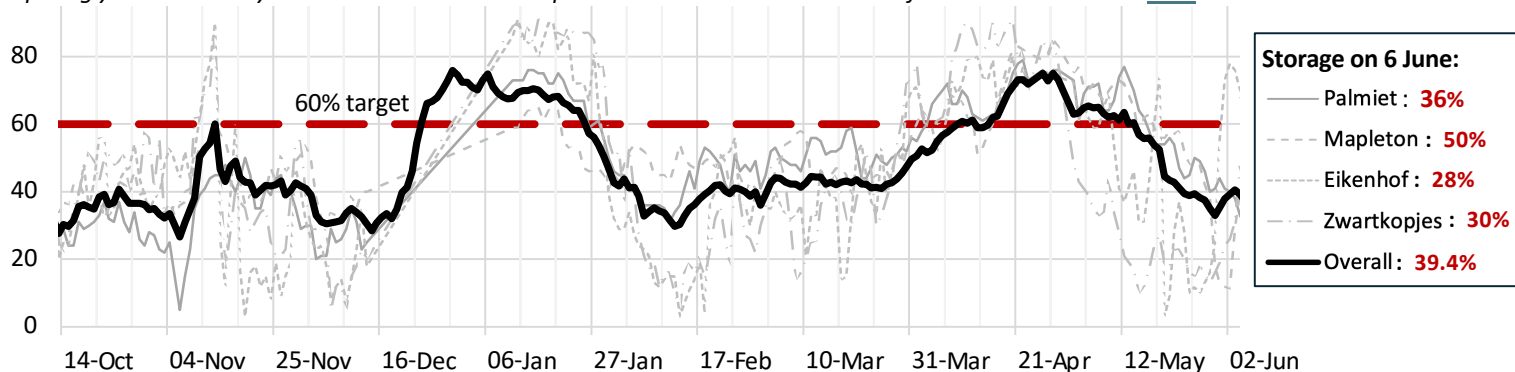
6 June 2025

## 1) WEEKLY CONSUMPTION DATA FOR JOBURG, TSHWANE, EKURHULENI METROS & EMFULENI

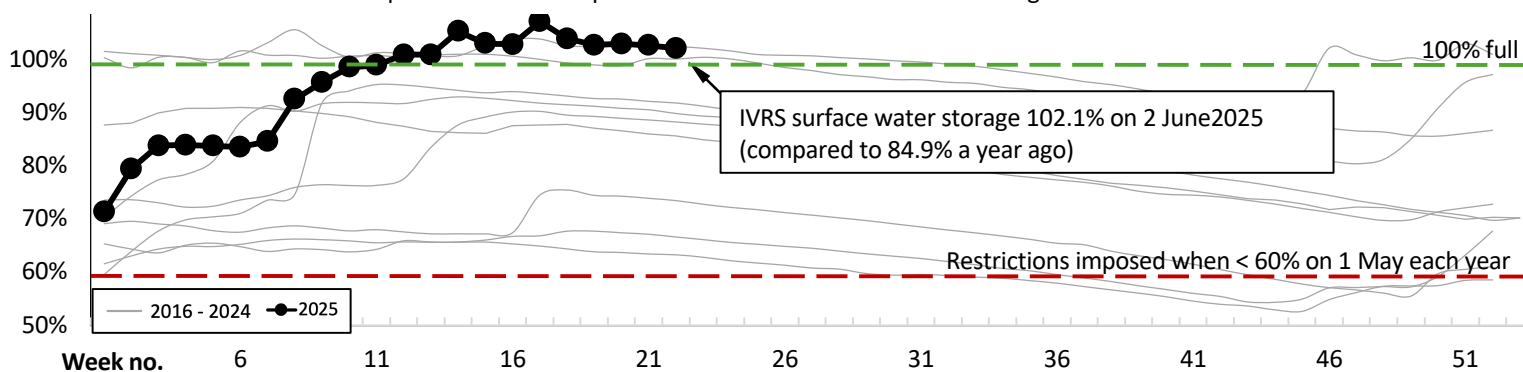


- Volumes shown in millions of litres/day (MLD)
- WUE = Water Use Efficiency targets
- Weekly demand is metered by Rand Water, last reported on **26 May 2025**.
- The water consumption of the three metros and Emfuleni constitute 90% of the water supply based on the permanent raw water license allocation.
- Combined use is slightly higher than the previous week, 14% above the WUE target.
- The new hydrological year started on 1 May 2025.

**2) % OF WATER STORAGE IN THE 4 MAIN STRATEGIC RAND WATER RESERVOIRS:** The overall target reservoir storage level is 60% (red dotted line), at which point the system has sufficient pressure to feed the entire area, and water outages are less likely. The overall storage level has dropped to **39.4%** as a result of annual planned maintenance by Rand Water, to ensure infrastructure can reliably provide water into the future. Reservoir levels are under pressure with these planned shutdowns resulting in outages across Gauteng. *Please use water sparingly to allow the system to recover and build up reserves. Media statement with full details is available [here](#)*



**3) IVRS SYSTEM STATUS:** The 10-year view of combined surface water storage shows that the system is above average for this time of year, still more than 100%. The Vaal Dam decreased to 107.7% for the week to Tuesday. The overall system has remained above 100% full. The weather forecast for the next week predicts colder temperatures with limited rain across Gauteng.



**4) METRO YEAR TO DATE (YTD) LEAK REPORTING:** The metros are working together to ensure that comparable data is reported here. The size and complexity of the water reticulation systems also varies between metros as well as between suburbs within each metro. Note that data discrepancies may be caused by frequent duplicate leak reporting (when many customers report the same leak), as well as a delay in the admin process to close the notification once repairs are complete. This can result in inaccuracies in the backlog reflected.

